

Date: 19.07.2025; 1404/04/28

Patient's Name: S.P

Responsible Physician: Dr. Esfandbond

Patient presentation:

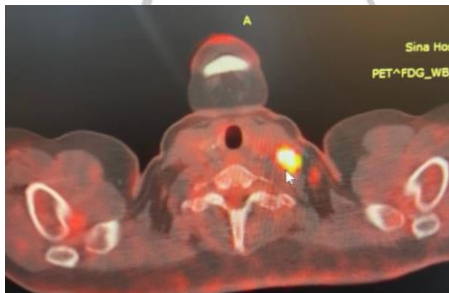
40 Y/O with a history of IVF (5-6 y ago)

ER+ PR+ HER2- Ki67 20%

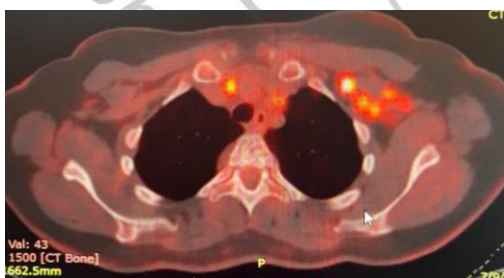
Erythema and Edema in breast

PET Review:

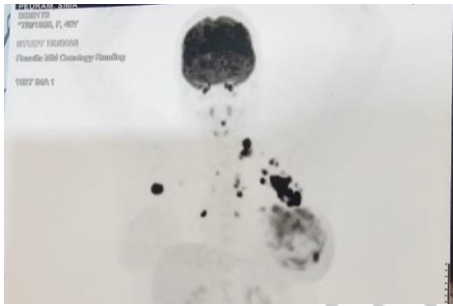
Cervical Lymphadenopathy



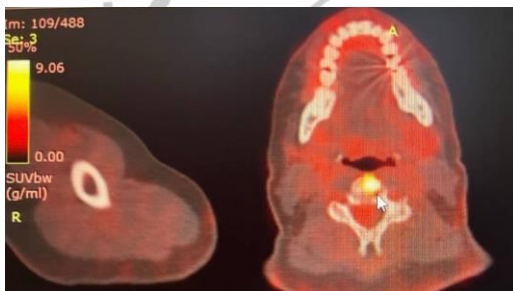
Axillary LN:



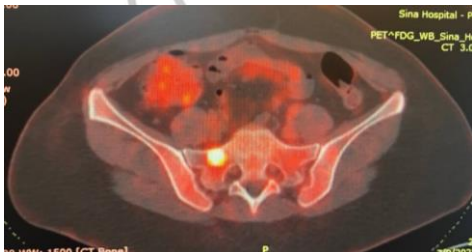
Multiple LN and breast Edema:



Metastasis in C4:



Sacral metastasis:



Question:

What is the next step?

Recommended plan:

CNB of cervical LN and then systemic therapy